

# Staff Two-minute Survey Report

## VCU University-wide results

April 2026

### Survey Overview

**Survey Dates:** March 30, 2026 - April 10, 2026

**Survey Population\*:** Classified staff and University and Academic Professional staff

*\*excludes senior leadership*

### VCU Response Overview

**Response rate:** 1520 responses (35.6% response rate)

**Open-ended comments:** 565 responses (37% of respondents)

### VCU Summary of Findings

**Overall satisfaction:** 4 of 4 factors positively rated with an average satisfaction score of 3.96.

**NPS rating:** 22.71 (Scale -100 to +100)

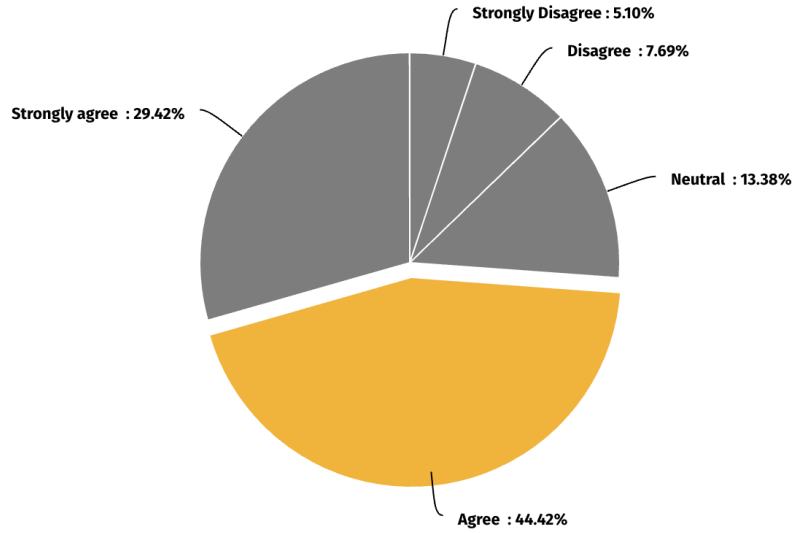
**Appreciation:** 73.84% of staff strongly agreed or agreed with the statement: "Within the last three months, I have been shown appreciation for my unique skill sets, how I conduct myself as a member of the VCU community, and/or my personal or professional accomplishments."

**Belonging:** 80.68% of staff strongly agreed or agreed with the statement: "My workgroup is a place where I am welcomed and where I belong."

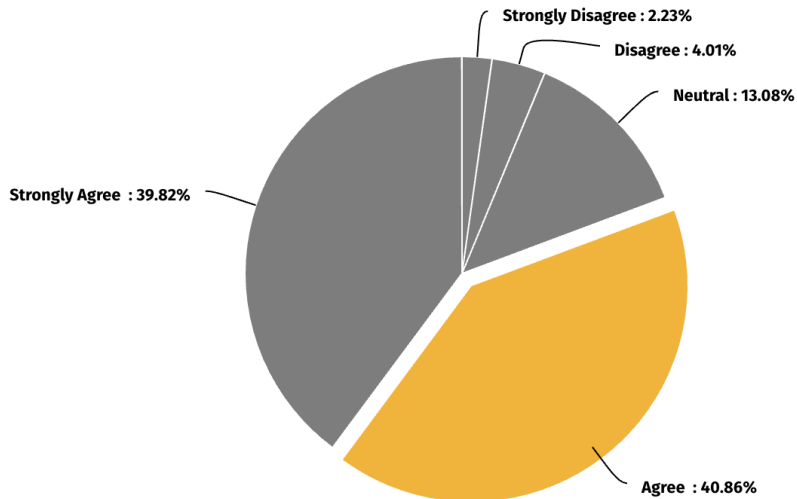
**Development:** 70.41% of staff strongly agreed or agreed with the statement: "My personal and professional growth is supported at VCU."

**Civility:** 79.27% of staff strongly agreed or agreed with the statement: "My workplace environment supports a culture of civility and respect."

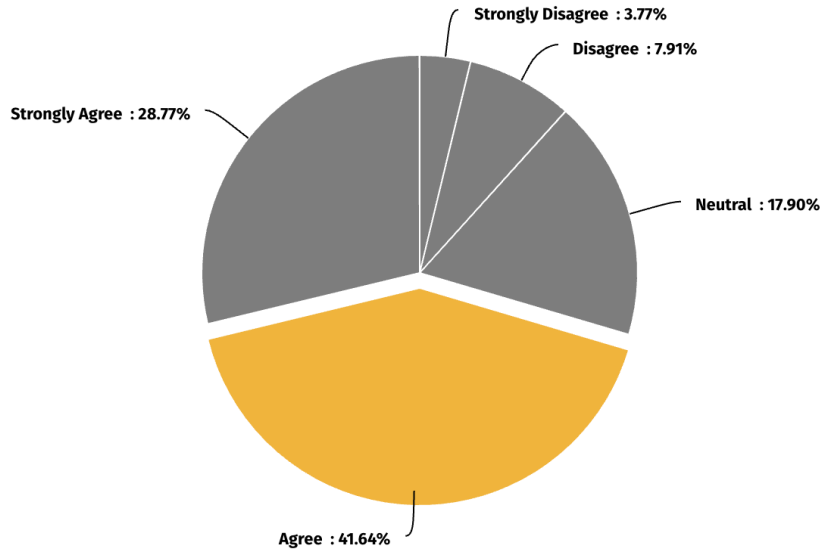
Within the last three months, I have been shown appreciation for my contributions at work.



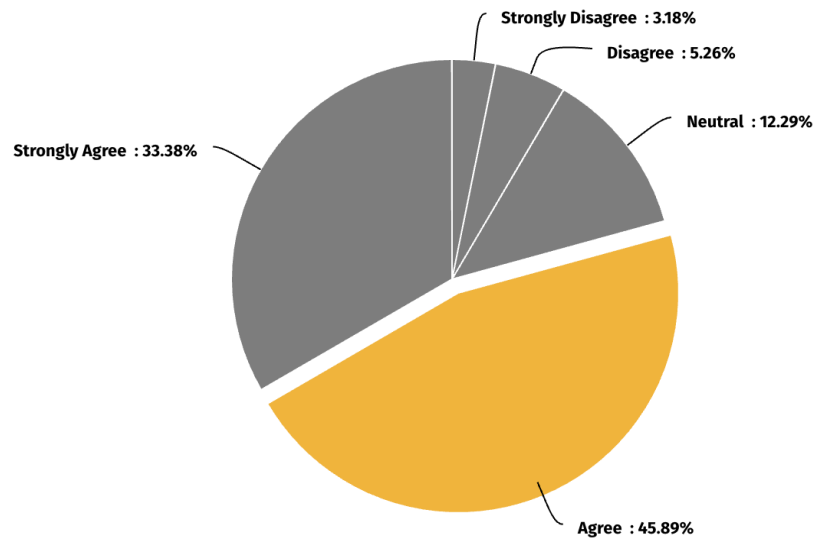
My workgroup is a place where I am welcomed and where I belong.



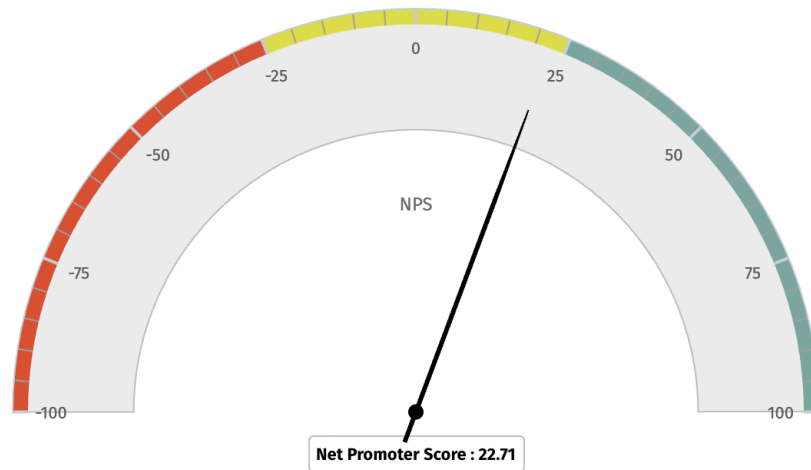
My personal and professional growth is supported at VCU.



My workplace environment supports a culture of civility and respect.



How likely would you be to recommend that a friend or colleague work at VCU?



Which best describes your tenure at VCU?

